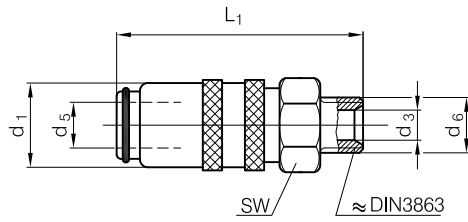


2506 

KERN 20  
PART SERVER 30

2509 



Mat.: Ms



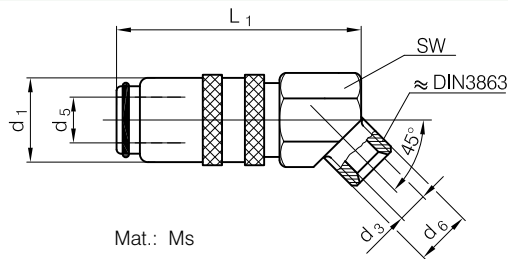
2506/2509 -  $d_5 \times d_6$

$d_1$	$d_3$	$L_1$	SW	$d_5$	$d_6$
17	6	48	17	9	M10x1
					M14x1,5
					G1/4
					G3/8
23	9	53	21	13	G1/4
					G3/8
					M16x1,5
31	13	78	30	19	G1/2
					G3/4
					M24x1,5



2507 

KERN 20  
PART SERVER 30



Mat.: Ms



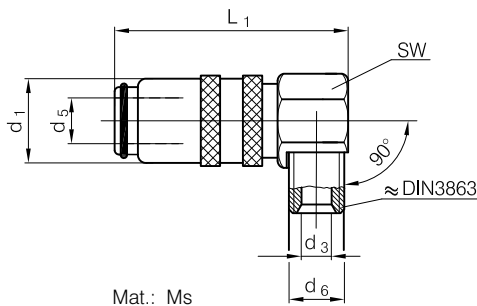
2507 -  $d_5 \times d_6$

$d_1$	$d_3$	$L_1$	SW	$d_5$	$d_6$
17	6	48	14	9	M14x1,5
			17		G1/4
					G3/8



2508 

KERN 20  
PART SERVER 30



Mat.: Ms



2508 -  $d_5 \times d_6$

$d_1$	$d_3$	$L_1$	SW	$d_5$	$d_6$
17	6	48	14	9	M14x1,5
			17		G1/4
					G3/8

