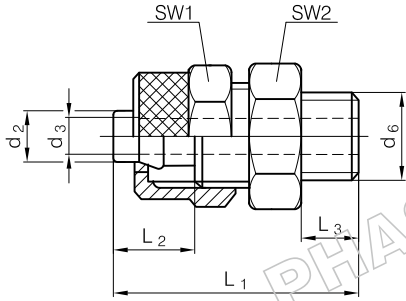


2522 

KERN 20
PART SERVER 30



Mat.: Ms

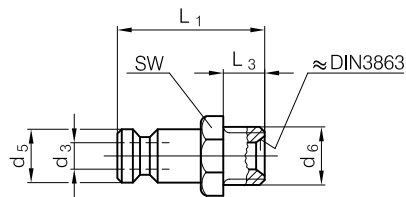
 2522 - d₂

d ₃	L ₁	L ₂	L ₃	SW ₁	SW ₂	d ₆	d ₂
5	25	7	7	14	14	G1/8A	6


2523 


KERN 20
PART SERVER 30

2526 



Mat.: Ms



 2523/2526 - d₅ x d₆

d ₃	L ₁	L ₃	SW	d ₅	d ₆	2523	2526
6	26	8	11	9	G1/8		
			14		M10x1		
	30	10	17		G1/4		
			14		G3/8		
9	27	8	15	13	G1/8		
6/9			14		M14x1,5		
9			17		G1/4		
			10		M16x1,5		
13	47	12	22	19	G3/8		
			27		G1/2		
	51	16	27		G3/4		
					M24x1,5		